



# Global BiImaging Project

## D1.1 Report on establishment and first conference call of Management Board

<b>Project N.</b>	653493
<b>Project Title</b>	Global BiImaging
<b>Project Acronym</b>	GBI
<b>Associated Work Package</b>	WP1
<b>Associated Task</b>	Task 1.1
<b>Lead Beneficiary (short name)</b>	EMBL
<b>Nature</b>	Report
<b>Dissemination Level</b>	Public
<b>Estimated Delivery Date (Grant Agreement, Annex I)</b>	01/01/2016
<b>Actual Delivery Date</b>	22/12/2015
<b>Task leader</b>	Federica Paina (Project Manager)

## **Abstract**

The Global BiImaging project's decision-making body is its Management Board, comprising the H2020 Beneficiaries together with their Australian and Indian partners. During the first month of project life, the Management Board has been established and its kick-off conference call successfully conducted. As a consequence an agreement has been reached on the first project's activities to be implemented.

The present report constitutes the deliverable D1.1 of the Global BiImaging project.

## **Table of Contents**

1. Introduction	Page 3
2. Description of Task 1.1	Page 4
3. Annex I: Minutes of the Global BiImaging Management Board kick-off conference call	Page 5
4. Annex II Slides presented during the Global BiImaging Management Board kick-off conference call	Page 11

## 1. Introduction

The Global BioImaging project brings together Euro-BioImaging with imaging infrastructure experts from Australia, Argentina, South Africa, India, Japan and the United States of America to open provision of imaging and training services to biological and medical researchers and imaging facility staff world-wide. It has the ambitious goal of creating a global network of state-of-the-art imaging research infrastructures which will operate interconnected, by pursuing collaboration agreements on the reciprocal use, openness and co-financing of their services.

The Management Board is the project's strategic decision-making body and is responsible for project planning, ensuring that the focus on the project's objectives is maintained as well as validating milestones and deliverables. It comprises the seven H2020 Beneficiaries, which represent Euro-BioImaging, together with the Australian<sup>1</sup> and Indian<sup>2</sup> partners, which have signed collaboration agreements with Euro-BioImaging and support major project's activities such as hosting of workshops and training courses.

The Management Board will physically meet back-to-back with the annual workshops organized within Work Package 2 and have three-monthly conference calls for discussing and deciding on all relevant project management items.

---

<sup>1</sup> Australian Microscopy and Microanalysis Research Facility (AMMRF), representing the Australian stakeholders also on behalf of the National Imaging Facility (NIF)

<sup>2</sup> India BioImaging

## 2. Description of Task 1.1

The management of the Global Bioluminescence project is established within Work Package 1 (WP1) and includes the formation of the Management Board.

The Project Manager, in agreement with the Project Coordinator and having sought the availability of all the members of the Management Board (MB), has organized the first MB conference call for the 8<sup>th</sup> of December 2015.

The call's objectives were:

- To form the management team and kick-off the project;
- To review the project's objectives and scope;
- To identify the major activities for the first six months of the project.

The conference call took place with the active participation of all members of the Management Board with the exception of the representatives from the Erasmus Universitair Medisch Centrum Rotterdam, which were excused and duly informed about the conclusions of the meeting.

After a brief welcome session all participants introduced themselves by outlining their relevant present and past experience and their role within the project. The Global Bioluminescence project's scope and objectives were then illustrated by the Project Coordinator. Subsequently each Work Package (WP) leader briefly described her/his WP and identified the first planned activities, the risks and challenges associated to their implementation and the interaction with the other WPs. This led to the identification of the major upcoming tasks for the first six months of project's life and to the identification of the first planned actions aimed at their implementation.

## Annex I: Minutes

### **Global-Biolmaging: 1st Management Board Meeting**

December 8<sup>th</sup>, 2015; Conference Call

#### **AGENDA**

10:00	Item 1	<b>Welcome, Introduction and Meeting opening</b> (A. Keppler)
10:10	Item 2	<b>“Tour de Table” – Presentation of participants</b> (All participants)
10:20	Item 3	<b>Overview on project’s Scope and Objectives</b> (A. Keppler)
10:30	Item 4	<b>Brief description of WPs, first activities, Risk &amp; Challenges, Interactions amongst WPs</b> (F. Paina, All WP Leaders)
11:15	Item 5	<b>Discussion on major upcoming activities (first 6 months)</b> (F. Paina)
11:30	Item 9	<b>Any other Business (AoB)</b>
11:50	Item 10	<b>Wrap-up &amp; Conclusions</b> (A. Keppler)

*All presentation slides are attached to these minutes.*

#### **Participants** (grey: excused)

EMBL: J. Ellenberg, A. Keppler, T. Ninkovic, F. Paina, R. Pepperkok

ABO: J. Eriksson, I. Pukonen, Pasi Kankaanpää

UNIVDUN: J. Swedlow, Gabriella Rustici

UNITO: S. Aime

IC: J. Salamero, G. Raposo

Erasmus MC: W. Niessen, A. van der Lugt

IRB: J. Colombelli

AMMRF: M. Apperley

India-Biolmaging: H. Krishnamurthy

## **Item 1 - Welcome, Introduction and Meeting opening (presentation slides 1-6)**

*Project Coordinator Antje Keppler*

Antje welcomes the meeting's participants, representing the Management Board (MB) members with the exception of Erasmus MC.

She introduces the meeting and outlines the Global BioImaging (GBI) project: its vision of promoting collaboration between Euro-BioImaging (EuBI) and international partners in the field of open access Imaging Infrastructures operation. Antje points out that in summer 2015 the project was awarded a grant from the European Commission (EC) in the framework of the Horizon 2020 (H2020) Program. The Grant Agreement (GA) kicked off on the 1<sup>st</sup> of December 2015 and will finance the project's activities for the coming 3 years and for a total of 1.78M €.

After having outlined the role of the MB within the project, Antje gives the word to each of the participants for a brief introduction.

## **Item 2 – “Tour de Table” – Presentation of participants (presentation slides 7-19)**

*All participants*

With the aid of a slide, each participant introduces her/himself by indicating the organization they represent, their role within both the organization and the GBI project and their relevant past experience. For more details please refer to presentation slides (attached).

## **Item 3 - Overview on project's Scope and Objectives (presentation slides 20-24)**

*Project Coordinator Antje Keppler*

Antje outlines the GBI Scope and Objectives, starting from describing the main GBI activities, which consist of:

- The organisation of 3 “Exchange of Experience” (EoE) workshops, in the summer of 2016, 2017 and 2018:
  - The organization of EoE I has already been started and the workshop will take place between 8<sup>th</sup>-10<sup>th</sup> June 2016 at the EMBL in Heidelberg;
  - EoE II will take place in Bangalore (India) and it has been proposed that it will be organised back-to-back with the annual Bangalore Microscopy Conference;
  - EoE III will take place in Sidney (Australia) and it has been proposed that it will be organised back-to-back with the International Microscopy Congress (IMC19).
- The organisation of 2 international training workshops aiming at training facility staff on open access infrastructure operations.
- The organisation of 2 international training workshops on image data analysis for facility staff, image data analysts and software tool developers.

- The organization of 3 rounds of shadowing programs in 2016, 2017 and 2018 where European and international operational facility staff will visit selected Nodes and Imaging Facilities to exchange best practices on Imaging Infrastructures operations;
- The development, testing and publication of a virtual platform for training material and a common virtual repository of software tools for image data analysis;
- The establishment of a sustainable collaboration between European and international partners, both through existing collaborations and the outreach to other regions.

Antje highlights how the GBI project is closely interlinked with Euro-BioImaging, not only with regards to its Interim Phase and the EC H2020 Preparatory Phase II grant, but also in terms of the stakeholders.

#### **Item 4 – Brief description of WPs, first activities, Risk & Challenges, Interactions amongst WPs (presentation slides 25-33)**

*Federica Paina (Antje Keppler, Jan Ellenberg), John Eriksson (Inga Pukonen, Pasi Kankaanpää), Rainer Pepperkok (Silvio Aime, Jean Salamero, Graça Raposo), Gabriella Rustici on behalf of Jason Swedlow (Rainer Pepperkok, Federica Paina, Jean Salamero, Graça Raposo, Wiro Niessen, Aad Van Der Lugt, Julien Colombelli), Silvio Aime (Alessandra Viale, Enzo Terreno, Simonetta Geninatti, John Eriksson), Antje Keppler on behalf of Tanja Ninkovic (Federica Paina)*

Federica introduces item 4 by explaining how the major activities outlined by Antje in item 3 are structured into the EC H2020 grant and invites each WP leader to briefly describe her/his own activities for the first 6 months, the associated risks and challenges and the interactions with the other WPs (see slides).

The section below outlines:

- the main remarks made by the call participants and that are not reported as text in the slides;
- the next actions to be undertaken.

#### **WP1 Project Management**

Federica invites the MB members and the WP leaders to seek her support in case of need.

**Planned action 1:** *Federica to set-up a doodle to decide the dates and times of the 2016 MB conference calls (March, September and December 2016). The June MB meeting will be a physical meeting, taking place on the occasion of the EoE I workshop.*

**Planned action 2:** *Federica to work on the GBI website (currently hosted by [www.eurobioimaging.eu](http://www.eurobioimaging.eu)) by adding more pages to the existing introductory page.*

#### **WP2 Exchange of Experience – Operating Open Access Imaging Infrastructures**

John informs the audience that Janelia Farms (USA) - in the person of Teng-Leong Chew - visited their facilities in Finland and newly expressed their interest in collaborating in the GBI project. Antje

informs that this partner – who had sent a letter of support in 2014, when the application for the EC H2020 grant was submitted – will be contacted before the end of January 2016 (see WP6).

**Planned action 3:** Inga to progress in the planning of the June 2016 EoE I workshop with the support of Federica and Antje, involved in WP1 and WP6. Particular relevance should be given to the organization of travel grants.

### **WP3 Training for facility staff and virtual platform for training material**

Rainer informs that a new member of staff which will be dedicated to the WP will be hired at EMBL. The presumed starting date will be in January/Fabruary 2016.

Regarding the Risks and Challenges, Rainer stresses the importance of avoiding “reinventing the wheel” and refers to the AMMRF’s “MyScope” platform as an excellent example of online training tools. As outlined in the GA the GBI virtual platform should be build starting from “MyScope”. He asks Miles if there is a need for new training modules for the latest imaging technologies, which have not been covered yet and could now be taken care of by this WP3. He invites an exchange of information (existing resources, community needs to be met) between EuBI and AMMRF to make the common efforts as complementary as possible.

Miles points out that the virtual platform should be an item of discussion during EoE I. In preparation of this Rainer proposes a teleconference (telco) with Miles in the beginning of 2016.

**Planned action 4:** Rainer and Miles to organise a telco at the beginning of 2016 with the aim of defining a strategy for the building of the GBI virtual platform in the AMMRF “MyScope”.

**Planned action 5:** Rainer and Gabriella to define the definite date for the workshop in November 2016 asap.

### **WP4 Image Data – Tools and Training**

Gabriella points out the importance of sharing the lessons learnt from other projects (such as Elixir-Excelerate) with GBI and to build synergies with the NEUBIAS project (recently granted COST action CA15124).

Julien Colombelli highlights the complementarity of GBI with NEUBIAS and proposes to organize a physical meeting in Heidelberg in February 2016, on the occasion of the NEUBIAS Management Committee meeting preparation. One important question in the community currently is how to find suitable image data sets for training purposes.

Jan Ellenberg points out that a strong complementarity exists also with the Euro-Biolmaging Preparatory Phase II (EuBI PPII) project and proposes to organize a joint meeting on this subject.

**Planned action 6:** Gabriella, Julien and the EMBL team to organise a joint meeting on the synergies and interaction amongst GBI, NEUBIAS and EuBI PPII in February/March 2016.

### **WP5 Exchange of People – Shadowing Program for Facility Staff**

Silvio indicates that within the shadowing program a single person could visit different facilities. WP5



will establish and run a program for exchange visits of European and international facility operational staff such as laboratory managers or specialist technical officers to other infrastructures sites in Europe, India and Australia.

#### **WP6 Outreach to Other Regions**

Antje invites all the meeting participants to inform her in case they will become aware of interested potential partners besides the existing ones (i.e. Argentina, Japan, South Africa, USA – who have already signed letters of support – and Mexico).

The participants indicate as potential candidates Singapore, Chile and Brazil. A meeting per continent to which interested new partners could participate and learn about GBI could be organised.

Jan suggests a terminology to distinguish Australia and India, who have signed collaboration agreements with EuBI, from the other countries: **partner countries** for Australia and India and **associate partner countries** for the others.

**Planned action 7:** Antje to continue dialogue with Argentina, Japan, South Africa and the USA as well as establishing sustainable contact with Mexico.

### **Item 5 – Discussion on major upcoming activities (first 6 months)** **(presentation slides 34-38)**

*Federica Paina*

Federica resumes the to-do-list for the first 6 months by indicating the upcoming activities, which were individually described by each WP leader in the previous session.

A particular session is dedicated to the EoE I, for which the participants' opinion is sought regarding:

- the process leading to the practical organisation of the workshop, in particular the event advertisement and the selection of participants (including the mechanisms for the assignment of the international travel grants);
- the topics to be treated during the workshop.

Jan advises to advertise the workshop very clearly indicating which audience should be targeted.

A brief discussion regarding the content of the workshop follows and suggestions are made regarding the concept of the topics to be covered, as outlined in slide 39.

The main conclusions are the following:

- upon a suggestion by Miles, a session summarizing the the state-of-the-art of EuBI as well as the objectives and rationale behind GBI will be included in the agenda. An overview of the profiles of the various Research Infrastructures involved in both EuBI and GBI will also be added.
- Although one of the main outcomes of EoE I should be the definition of an effective strategy for the preparation of the training courses to be delivered within WP3 and WP4, the topics of access policy, standardisation and quality control of services to be offered in the Research Infrastructures (RI) and EuBI Nodes could be addressed (John).
- Regarding the assignment of the international travel grants, the call should be managed at the national levels by each of the partner countries and associated partner countries. The aim will be the selection of the best candidates with a background in Imaging Infrastructures operations.

**Decision 1 – Assignment of international travel grants:** *Considering the limited number of travel grants available per country outside the Europe, the procedure for the assignment will be managed directly by the partner countries and associated partner countries.*

**Item 9 – AoB (presentation slide 39)**

Antje presents the first draft of Global-Bioluminescence logo and asks for feedback to the participants. While the concept of “people holding hands” receives general consensus, agreement is reached regarding the need to review the graphics.


Suggestions are:

- to distinguish each man with a different colour. The 5 colour representing the continents could be used;
- the human chain in the proposed logo could stand and be tilted around the EuBI symbol, like the ring around Saturn (Krishna). This is to attempt a tri-dimensional representation of the circle of people, to make clear from a distance what it represents.

Miles proposes to involve AMMRF’s graphic designer in the exercise and all participants agree.



**Planned action 8:** *Miles to involve AMMRF’s Multimedia Communication Officer in the design of the GBI logo.*

## **Annex II: Slides presented during the Global Bioluminescence Management Board kick-off conference call**



**Global-Biolmaging  
Kick-Off Conference Call**


**Management Board  
8<sup>th</sup> December 2015**


**Agenda**

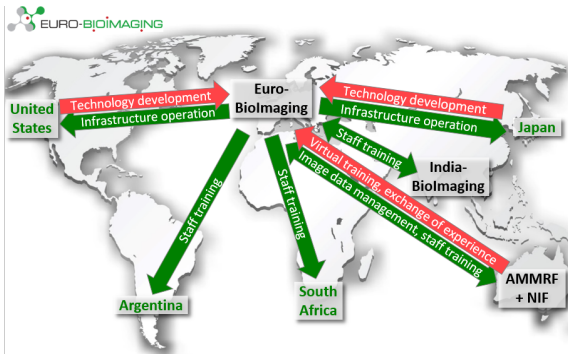
10:00 – 10:10	<b>Welcome, Introduction and Meeting opening</b> <i>A. Keppler and J. Ellenberg (EMBL)</i>
10:10 – 10:20	<b>“Tour de Table” – Presentation of participants</b> <i>All participants</i>
10:20 – 10:30	<b>Overview on project’s Scope and Objectives</b> <i>Discussion lead by A. Keppler (EMBL)</i>
10:30 – 11:15	<b>Brief description of WPs, first activities, Risk &amp; Challenges, Interactions amongst WPs</b> <i>Introduction by F. Paina (EMBL) then all WP Leaders</i>
11:15 – 11:30	<b>Discussion on upcoming major activities (first 6 months)</b> <i>A. Keppler and F. Paina (EMBL)</i>
11:30 – 11:50	<b>AOB</b> <i>All participants</i>
11:50 – 12:00	<b>Wrap-up &amp; Conclusions</b> <i>A. Keppler (EMBL)</i>

2



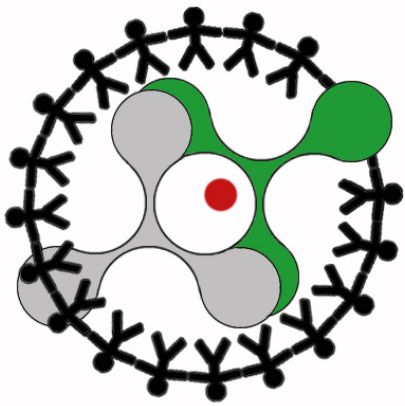
## Global-Biolmaging Project

- Partners: 7 European Beneficiaries, Australia and India
- Letter of supports signed by Argentina, Japan, South Africa and USA; interest expressed by Mexico
- EC H2020 Grant - Duration: 3 years. Total budget: € 1.78 Mill.
- Objectives: Facilitate global network of imaging research infrastructures / Interoperability of Euro-Biolmaging with international imaging infrastructures



3

## Global-Biolmaging: Boosting Collaboration!



4



## Tour de Table – Presentation of Management Board members & call participants

5



### Global-Biolmaging Management Board

- ✓ The Management Board (MB) is the **strategic decision-making body** of the Global-Biolmaging Project;
- ✓ The MB will meet physically once a year and have conference calls every 3 months

	Institution	Country
EC H2020 BENEFICIARIES	European Molecular Biology Laboratory (EMBL)	IO
	ÅBO Akademy (ABO)	Finland
	University of Dundee (UNIVDUN)	UK
	Università degli Studi di Torino (UNITO)	Italy
	Institut Curie (IC)	France
	Erasmus Universitair Medisch Centrum (Erasmus MC)	Netherlands
	Institute for Research in Biomedicine (IRB)	Spain
	Australian Microscopy and Microanalysis Facility (AMMRF)	Australia
	India-Biolmaging	India

Voting right on Scientific and Knowledge matters

6


## Antje Keppler, PhD



<b>Organization</b>	EMBL <i>Heidelberg - Germany</i>
<b>Role in Organization</b>	Head of Imaging Infrastructure Strategy Development
<b>Role in Project</b>	Project Coordinator
<b>About Antje</b>	<ul style="list-style-type: none"> <li>• Project Manager EuBI Preparatory Phase I</li> <li>• Interim Phase Secretariat</li> <li>• Supporting BMS RI Directors and Coordinators at European level</li> <li>• PhD in Chemical Biology</li> </ul>

7

## Federica Paina, PhD



<b>Organization</b>	EMBL <i>Heidelberg - Germany</i>
<b>Role in Organization</b>	Project Manager (Euro-BioImaging Team)
<b>Role in Project</b>	WP1 Lead "Project Management"
<b>About Federica</b>	<ul style="list-style-type: none"> <li>• Start date @ EMBL: 15 Oct 2015</li> <li>• Independent Expert for the European Commission (H2020)</li> <li>• Previously Project Officer &amp; Team Leader @ European Commission (JRC)</li> <li>• PhD in Chemistry</li> </ul>

8

## Jan Ellenberg, PhD



<b>Organization</b>	EMBL <i>Heidelberg - Germany</i>
<b>Role in Organization</b>	Head of Cell Biology & Biophysics Unit Senior Scientist
<b>Role in Project</b>	Scientific Coordinator
<b>About Jan</b>	<ul style="list-style-type: none"> <li>• Represents Co-Host of tripartite Hub on behalf of EMBL (Bio-Hub)</li> <li>• Scientific Coordinator of EuBI Preparatory Phase I</li> <li>• Chair of IB Working Group WG4 "Funding Acquisition"</li> <li>• EMBL Delegate on EuBI Interim Board</li> </ul>

9

## Rainer Pepperkok, PhD



<b>Organization</b>	EMBL <i>Heidelberg - Germany</i>
<b>Role in Organization</b>	Head of Core Facilities Head of ALM Core Facility Team Leader & Senior Scientist
<b>Role in Project</b>	WP3 Lead "Training for facility staff and virtual platform for training material"
<b>About Rainer</b>	<ul style="list-style-type: none"> <li>• EMBL Delegate on EuBI Interim Board</li> <li>• WP7 Lead in EuBI Preparatory Phase I</li> <li>• Coordinator of European Light Microscopy Initiative (ELMI)</li> </ul>

10



## Prof. John Eriksson



<b>Organization</b>	Åbo Akademy University <i>Turku - Finland</i>
<b>Role in Organization</b>	Chair of Turku Bioluminescence Professor and Chair of Cell Biology
<b>Role in Project</b>	<ul style="list-style-type: none"> <li>• WP2 Lead "EoE - Operating open access imaging infrastructures"</li> <li>• WP5 Partner "EoP - Shadowing program for facility staff"</li> </ul>
<b>About John</b>	<ul style="list-style-type: none"> <li>• Represents Co-Host ÅBO of tripartite Hub on behalf of Finland (EuBI ERIC Seat)</li> <li>• Finnish Delegate on EuBI Interim Board (IB)</li> <li>• Chair of IB Working Group WG3 "EuBI Nodes"</li> <li>• WP12 Lead "User Access" during EuBI Preparatory Phase I</li> </ul>

11

## Inga Pukonen



<b>Organization</b>	ÅBO Akademy University <i>Turku - Finland</i>
<b>Role in Organization</b>	Project Manager Turku Bioluminescence
<b>Role in Project</b>	Management of WP2 "EoE - Operating open access imaging infrastructures" and WP5 "EoP - Shadowing program for facility staff" on behalf of J. Eriksson
<b>About Inga</b>	<ul style="list-style-type: none"> <li>• Supports co-host ÅBO of tripartite Hub on behalf of Finland (EuBI ERIC Seat)</li> <li>• Coordinator of Finnish Bioluminescence</li> <li>• Previously coordinator of international Biomedical Imaging Master's programme</li> </ul>

12

## Pasi Kankaanpää, PhD



<b>Organization</b>	ÅBO Akademy University <i>Turku - Finland</i>
<b>Role in Organization</b>	Project Manager Turku BioImaging
<b>Role in Project</b>	Support to WP2 “EoE - Operating open access imaging infrastructures” and WP5 “EoP - Shadowing program for facility staff”
<b>About yourself</b>	<ul style="list-style-type: none"> <li>• Supports co-host ÅBO of tripartite Hub on behalf of Finland (EuBI ERIC Seat)</li> <li>• Team leader in EuBI PP2 WP5 - Technical preparation for user access</li> <li>• Coordinates NEUBIAS in Finland and bioimage informatics and image analysis in Turku</li> <li>• Previously coordinator of Turku Cell Imaging Core</li> </ul>

13

## Prof. Silvio Aime



<b>Organization</b>	University of Turin <i>Turin - Italy</i>
<b>Role in Organization</b>	Professor Molecular Imaging Centre
<b>Role in Project</b>	<ul style="list-style-type: none"> <li>• WP5 Lead - “Exchange of People – Shadowing program for facility staff”</li> <li>• WP3 Partner - “Training for facility staff and virtual platform for training material”</li> </ul>
<b>About Silvio</b>	<ul style="list-style-type: none"> <li>• Represents Co-Host UNITO of tripartite Hub on behalf of Italy (Med Hub)</li> <li>• Italian Delegate on EuBI Interim Board (IB)</li> <li>• WP8 Lead “Molecular Imaging” during EuBI Preparatory Phase I</li> <li>• WP4 Lead “Finance” during EuBI Preparatory Phase II</li> </ul>

14

## Gabriella Rustici, PhD



<b>Organization</b>	University of Dundee <i>Dundee – United Kingdom</i>
<b>Role in Organization</b>	Software Engineer, Data Annotator, Project Manager
<b>Role in Project</b>	Support to WP4 “Image Data – Tools and Training” <i>on behalf of J. Swedlow</i>
<b>About Gabriella</b>	<ul style="list-style-type: none"> <li>• PhD in Genetics</li> <li>• Supported BioMedBridges WP6 “Integration of Image Data”</li> <li>• Project manager for the development of the BBSRC Image Data Repository</li> <li>• Running the Bioinformatics Training Program at the University of Cambridge</li> <li>• Involved in many bioinformatics training efforts including Elixir training platform, GOBLET and the ISCB education committee</li> </ul>

15

## Jean Salamero, PhD



<b>Organization</b>	Institut Curie <i>Paris - France</i>
<b>Role in Organization</b>	Team leader CNRS-Institut Curie Director of UMS 3714 “France BioImaging” Head of the PICT@IC-Imaging core facility
<b>Role in Project</b>	<ul style="list-style-type: none"> <li>• WP4 Partner - “Image data – Tools and Training”</li> <li>• WP3 Partner – “Training for facility staff”</li> </ul>
<b>About Jean</b>	<ul style="list-style-type: none"> <li>• National Coordinator of the National Infrastructure in Biology and Health, France BioImaging</li> <li>• Long-standing experience in training activities in imaging &amp; Bioimage Informatics</li> <li>• Co-Founder of the “MiFoBio” CNRS Summer School and of “FBI-AT” (FBI-Advanced Training)</li> </ul>

16


## Graça Raposo, PhD



<b>Organization</b>	Institute Curie <i>Paris - France</i>
<b>Role in Organization</b>	Team Leader Co Director of the Cell Biology Department (UMR144 CNRS-Institut Curie)
<b>Role in Project</b>	<ul style="list-style-type: none"> <li>• WP4 Partner - "Image data – Tools and Training"</li> </ul>
<b>About Graça</b>	<ul style="list-style-type: none"> <li>• Long-standing experience in training activities in imaging, EM-CLEM for Cell Biology</li> <li>• Head of the « Training Unit of the Research Center@Institut Curie »</li> </ul>

17

## Julien Colombelli



<b>Organization</b>	Institute for Research in Biomedicine <i>Barcelona - Spain</i>
<b>Role in Organization</b>	Core Facility Manager Advanced Digital Microscopy
<b>Role in Project</b>	<ul style="list-style-type: none"> <li>• WP4 Partner "Image data – Tools and Training"</li> </ul>
<b>About Julien</b>	<ul style="list-style-type: none"> <li>• Co-Initiator of collaborations between European <b>BioImaging Analysis</b> communities (<b>e.g. EuBIAS</b>) and Euro-BioImaging;</li> <li>• Main proposer of the COST Action CA15124: "NEUBIAS: A new Network of BioImage Analysts to advance Life Science Imaging"</li> </ul>

18

## Miles Apperley, PhD



<b>Organization</b>	Australian Microscopy and Microanalysis Research Facility <i>Sydney - Australia</i>
<b>Role in Organization</b>	Chief Executive Officer
<b>Role in Project</b>	<ul style="list-style-type: none"> <li>• Partner in WP2, WP3, WP4 and WP5 (EoE, Trainings, Data Management, Shadowing)</li> </ul>
<b>About Miles</b>	<ul style="list-style-type: none"> <li>• Co-Initiator of collaboration and agreements between AMMRF and Euro-Biolmaging.</li> <li>• Extensive experience leading and managing collaborative research infrastructure for microscopy and microanalysis</li> <li>• AMMRF lead for online platforms for research infrastructure including MyScope™ and Techfi™</li> </ul>

19

## H. Krishnamurthy, PhD



<b>Organization</b>	National Centre for Biological Sciences <i>Bangalore - India</i>
<b>Role in Organization</b>	Executive Coordinator
<b>Role in Project</b>	<ul style="list-style-type: none"> <li>• WP4 Partner "Image data – Tools and Training"</li> <li>• WP2 Partner - "Exchange of People – Shadowing program for facility staff"</li> </ul>
<b>About Krishna</b>	<ul style="list-style-type: none"> <li>• Co-initiator of India Biolmaging</li> </ul>

20



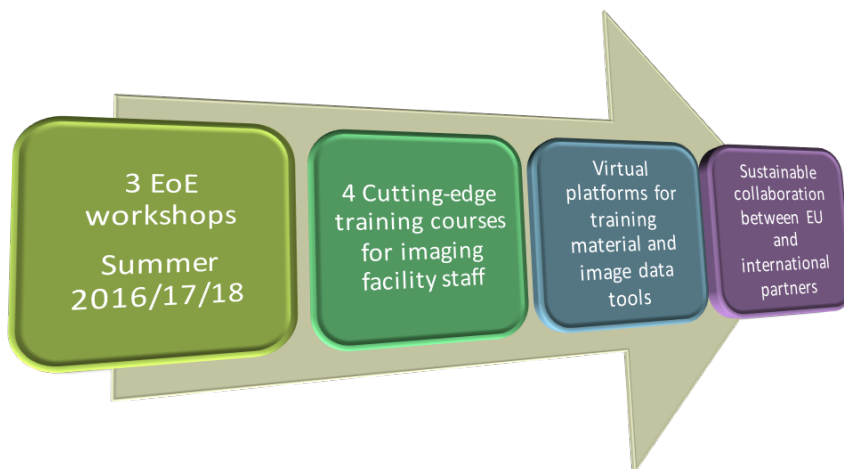
## GBI Overview Project's Scope and Objectives

21



### Major GBI Activities

GBI tools to establish international infrastructure services with European and international participants:



22

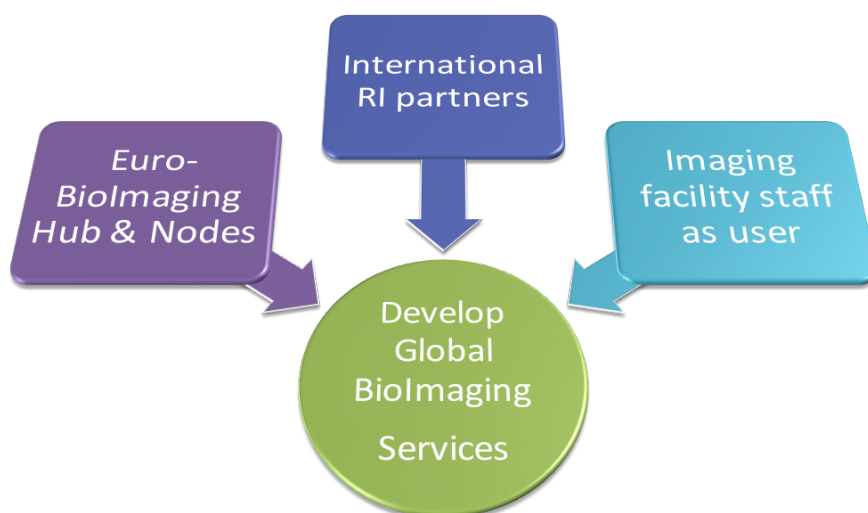
## Major GBI Events

### Exchange of Experience, Training Workshops and Shadowing Programs

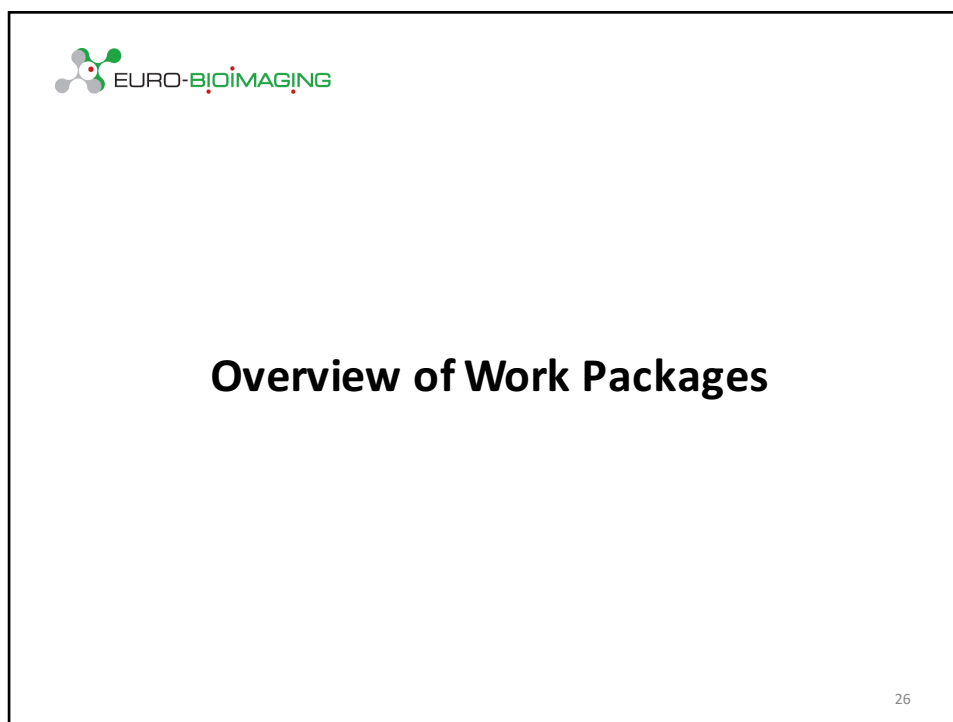
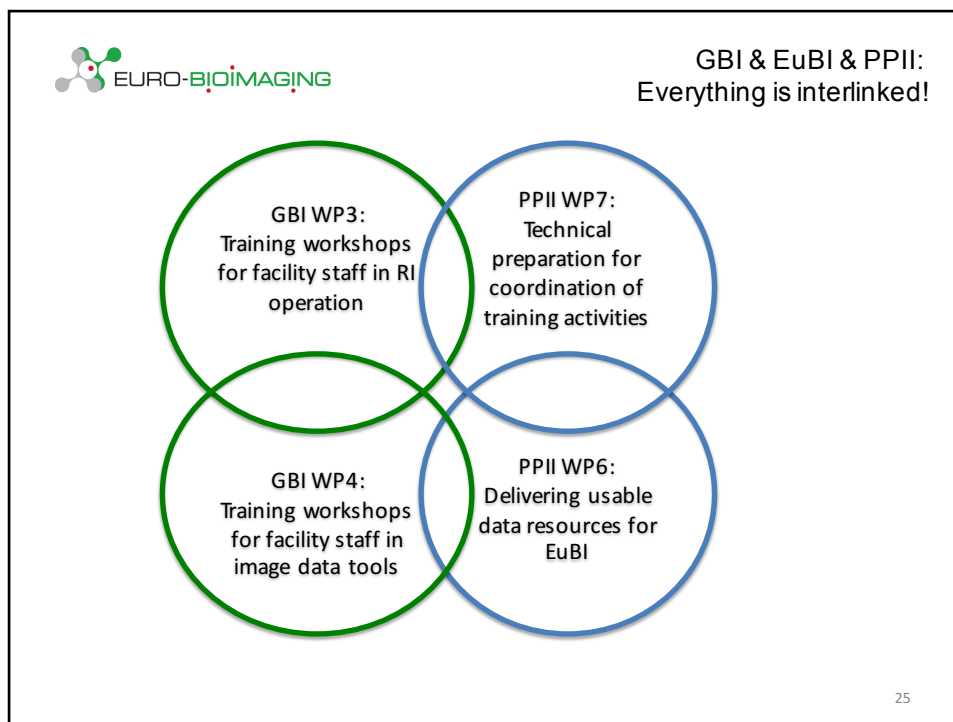
Work Package	June 2016	November 2016	2017	2018
<b>WP2</b> Exchange of Experience (ABO)	EoE I (EU) 8 – 10 June, EMBL		EoE II (India) Summer	EoE III (AUS) Summer
<b>WP3</b> Training for facility staff (EMBL, UNITO)		Workshop (EU) Nov 2016: Training for facility staff in RI operation		Workshop (AUS) Summer Training for facility staff in RI operation
<b>WP4</b> Training on Image Data (UNIVDUN)		Workshop (EU) Nov 2016: Training for facility staff in image data tools		Workshop (AUS) Summer Training for facility staff in image data tools
<b>WP5</b> Facility shadowing (UNITO, ABO)		Shadowing Program	Shadowing Program	Shadowing Program
<b>WP6</b> Outreach (EMBL)	EoE I (EU): 8 – 10 June, EMBL			

23

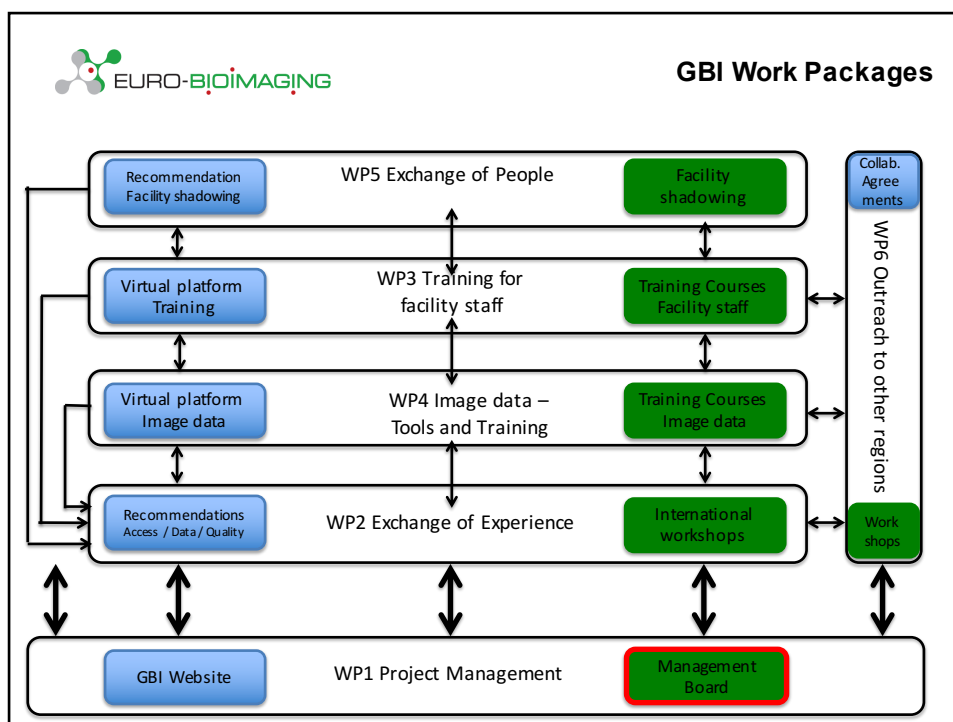
## Support from imaging communities



24







## Work Package 1 – Project Management (EMBL, 36 PM)



WP1 Lead	WP1 Co-workers
Federica Paina (Project Manager)	Antje Keppler (Project Coordinator) Jan Ellenberg (Scientific Coordinator)

### Key issues

- Upcoming activities in the next 6 months:** Establishment of...
  - Management Structure (▶ [Joint Doodle for MB confcalls for 2016](#));
  - Functioning communication channels (including website);
  - Support in the preparation of EoE I/1<sup>st</sup> GBI physical meeting ([EMBL, 8-10 June 2016](#)).
- Risks and Challenges:**
  - Guaranteeing smooth communication around the globe
    - ▶ [reliable tools \(e.g. video conferences\)](#)
  - Harmonize GBI service activities (training, data) with ongoing EuBI Interim Operation, Prep Phase II ▶ [close communication across all EuBI partners](#)
  - Get funders on board in international partner countries
    - ▶ [start engagement early in the project](#)
- Interaction with other WPs:**
  - WP1 interacts and supports all WPs.

28

## Work Package 2 – Exchange of Experience

*Operating open access imaging infrastructures*

**(ABO, 36 PM)**



WP2 Lead	WP2 Co-workers
John Eriksson	Inga Pukonen (Project Manager) Pasi Kankaanpää

### Key issues

#### 1) Upcoming activities in the next 6 months:

- Organizing the 1<sup>st</sup> GBI physical meeting and workshop “Exchange of Experience” (EoE) (EMBL, 8-10 June 2016)

#### 2) Risks and Challenges:

- Managing balanced and appropriate distribution of travel grants for the EoE I-III and EoP I-III
  - ensuring smooth running of all application calls for travel grants in WP2 and WP5
- Ensuring interest of the EuBI and international funding providers
  - generate interest in the project as early as possible and ensure functioning communication with the international partners

#### 3) Interaction with other WPs:

- WP5: Partnering in Exchange of people – Shadowing program for facility staff

## Work Package 3 – Training for facility staff

*including virtual platform for training material*

**(EMBL, 21 PM – UNITO, 12 PM – IC, 3 PM)**



WP3 Lead (EMBL)	WP3 Co-workers
Rainer Pepperkok	Silvio Aime Jean Salamero Graca Raposo

### Task 3.1: Organisation of International Training Workshops for Facility Staff (UNITO, EMBL)

- 1 workshop in Europe (Fall 2016)
- 1 workshop in Australia (Summer 2018) } back-to-back with workshops on image data WP4
  - IN TOTAL 15 travel grants for EU and 10 for international participants (GA: call via GBI website!)
  - 20 participants per workshop

June Strategic Meeting (@ EMBL) to be used to develop strategy on training courses

D3.1 Report on 1<sup>st</sup> international training course for facility staff (UNITO)

**Task 3.2:** Set-up of common **Virtual Platform for training material** (EMBL)

- In collaboration with Australian Microscopy and Microanalysis Research Facility (AMMRF) and Euro-Biolmaging
- 6 months trial version
- Published on GBI website at the end of the Project, i.e. November 2018

Steps according to GA:

- Strategy Development until August 2016;
- Platform realization (August 2016-May 2017)
- Platform Trial version (May 2017-November 2017?)
- Platform Optimisation (November 2017 – November 2018?)
- Platform publication in November 2018.

**D3.2 Report on test-run of virtual platform for training material** (EMBL)**Task 3.3:** Common **International Recommendation for training courses for facility staff** (UNITO, EMBL)

- Based on the outcomes of the work above

**D3.3 Publication of international recommendation in November 2018**(EMBL)**Risks and Challenges:**

Reinventing the wheel; take advantage (inclusiveness?) of what is available (benchmarking as an early step)

**Work Package 4 – Image Data****Tools and Training**

**(UNIVDUN, 48 PM – EMBL, 2 PM – IC, 3 PM – Erasmus MC, 2 PM – IRB, 2PM)**

WP4 Lead	WP4 Co-workers
Jason Swedlow	Gabriella Rustici

**Key issues****1) Upcoming activities in the next 6 months:**

- Organize the first training course on advanced image data analysis and storage (with WP3) – leverage on tools diversity/complementarity, innovative image approaches, link to *neuBIAS* COST action
- Establish a framework for the evaluation of training impact and quality, link to Elixir-Excellerate
- Define requirements for a repository of validated algorithms for quantitative image analysis
- Define standards for image data storage and sharing, link to IDR

**2) Risks and Challenges:**

- Lack of inter-operability between available tools
- Integrating and building cohesion across related initiatives – GBI, *neuBIAS* COST, and ERASMUS

**3) Interaction with other WPs:**

- WP2, operating open access infrastructures, especially around software (c.f., OME, IDR) but also technical capabilities (c.f., OMX v4 Blaze microscope).
- WP3, architecture of web based tutorials for advanced microscopy and image analysis
- WP6, contribution to outreach activities

## Work Package 5 – Exchange of People



### Shadowing program for facility staff

(UNITO, 6 PM – ABO, 6 PM)

WP5 Lead	WP5 Co-workers
Silvio Aime	Alessandra Viale Enzo Terreno Simonetta Geninatti

#### Key issues

##### 1) Upcoming activities in the next 6 months:

- Development of a strategy for the shadowing program:
  - 1) identification of suitable EuBI Nodes (8) and Indian (2) and Australian (4) Biolmaging IRs;
  - 2) establishment of contacts with the facilities;
  - 3) open call for shadowing and identification of the independent evaluation panel.

##### 2) Risks and Challenges:

- Delayed publication of the call and/or of the start of the exchange program

##### 3) Interaction with other WPs:

- WP1;
- WP2: participation of international staff in workshops
- WP3: involvement of international expert staff in training activities

## Work Package 6 – Outreach to other Regions



(EMBL, 12 PM)

WP6 Lead	WP6 Co-workers
Tanja Ninkovic	Antje Keppler Federica Paina

#### Key issues

##### 1) Upcoming activities in the next 6 months:

- Continue dialogue with Argentina, Japan, South Africa and the USA;
- Exploring new collaboration with Mexico (and other countries).

##### 2) Risks and Challenges:

- High number of **international** partners
  - attention to be paid to smooth flow of communication
- Ensuring long term sustainability to the international collaborations ▸ generate interest in the project as early as possible and ensure functioning communication with the international partners and their funders

##### 3) Interaction with other WPs:

- WP2 – participation of international experts to EoE workshops;
- WP3, WP4, WP5 – participation of international experts to training courses; international participants in shadowing programs

34



## Major project objectives for first 6 months

What?	Who?	Starts When?
Engage with international partners in <b>Argentina, Japan, South Africa and USA</b>	WP6 (Antje)	Now
Set-up and run <b>calls for travel grants</b>	WP2, WP6 (John, Inga, Federica, Antje plus Miles, Krishna, intl. partners)	Now
Prepare <b>EoE I</b>	WP2, WP6 (John, Inga, Federica, Antje)	Now
Prepare training <b>workshops</b>	WP3, WP4 (Rainer, Jean, Graça, Jason, Gabry, Wiro plus Miles, Krishna)	Spring 2016
Facility <b>shadowing</b> program	WP5 (Silvio, John, Inga plus Miles, Krishna)	Spring 2016

35




## Major GBI Events

### Exchange of Experience, Training Workshops and Shadowing Programs

Work Package	June 2016	November 2016	2017	2018
<b>WP2</b> Exchange of Experience (ABO)	EoE I (EU) 8 – 10 June, EMBL		EoE II (India) Summer	EoE III (AUS) Summer
<b>WP3</b> Training for facility staff (EMBL, UNITO)		Workshop (EU) Nov 2016: Training for facility staff in RI operation		Workshop (AUS) Summer Training for facility staff in RI operation
<b>WP4</b> Training on Image Data (UNIVDUN)		Workshop (EU) Nov 2016: Training for facility staff in image data tools		Workshop (AUS) Summer Training for facility staff in image data tools
<b>WP5</b> Facility shadowing (UNITO, ABO)		Shadowing Program	Shadowing Program	Shadowing Program
<b>WP6</b> Outreach (EMBL)	EoE I (EU): 8 – 10 June, EMBL			

36

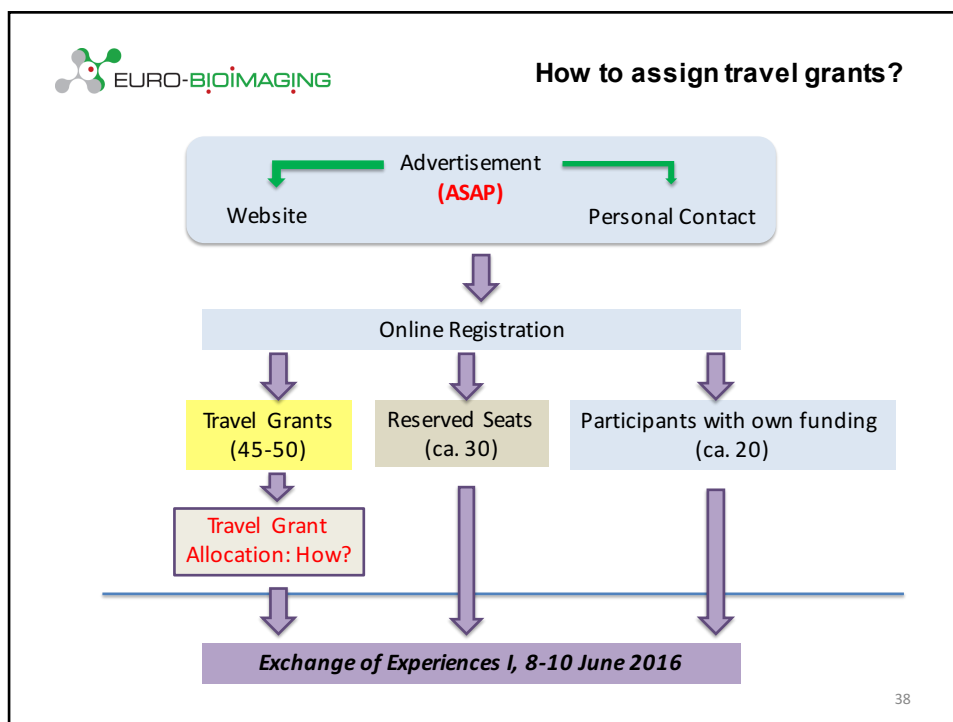
 **GBI travel grants**


**Travel grants for European and international participants**

Work Package	June 2016	November 2016	2017	2018
<b>WP2</b> Exchange of Experience (ABO)	EoE I (EU): 8 (AUS, IND) / 30		EoE II (IN): 5 (AUS) / 12	EoE III (AUS): 5 (IND) / 12
<b>WP3</b> Training RI operation (EMBL, UNITO)		Workshop (EU): 10 (All) / 10 / 3		Workshop (AUS): 3
<b>WP4</b> Training Image Data (UNIVDUN)		Workshop (EU): 10 (All) / 10 / 3		Workshop (AUS): 3
<b>WP5</b> Facility shadowing (UNITO, ABO)		Shadowing Program: 2 (AUS, IND) / 3	Shadowing Program: 2 (AUS, IND) / 2	Shadowing Program: 2 (AUS, IND) / 2
<b>WP6</b> Outreach (EMBL)	@ EoE I: 10 (ARG, JPN, ZAF, USA, XXX)			

Blue: International > EU (each € 2.200 )      Orange: EU > International (each € 2.200)  
 Green: EU > EU (each € 750)                      Teachers: Travel grants for teachers (each € 3.500)

37



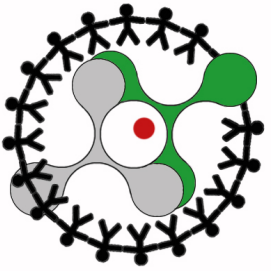



## EoE I workshop – Broad Agenda Proposal

Wednesday, 8 June	Thursday, 9 June	Friday, 10 June
<div style="border: 1px solid red; border-radius: 15px; padding: 5px; text-align: center; margin-bottom: 10px;"> <p><i>Closed</i> <b>Management Board Meeting</b></p> </div> <div style="border: 1px solid blue; border-radius: 15px; padding: 5px;"> <p><i>EoE I – Public</i> <b>Political session?</b> E.g. Global RIs – Opportunities and Challenges by GSO or EC</p> </div>	<div style="border: 1px solid blue; border-radius: 15px; padding: 5px; margin-bottom: 10px;"> <p><i>EoE I – Public</i> <b>Parallel technical sessions?</b> Training, data, capacity building</p> </div> <div style="border: 1px solid blue; border-radius: 15px; padding: 5px; margin-bottom: 10px;"> <p><b>Outcome of sessions?</b> How to build global services in imaging RIs</p> </div> <div style="border: 1px solid blue; border-radius: 15px; padding: 5px;"> <p><b>Panel?</b> Intl partners – Feedback on GBI and their expectations</p> </div>	<div style="border: 1px solid red; border-radius: 15px; padding: 5px; margin-bottom: 10px;"> <p><i>Closed/ upon invitation</i></p> </div> <div style="border: 1px solid red; border-radius: 15px; padding: 5px;"> <p>Parallel <b>Work Package</b> meetings  Common closure with GBI partners</p> </div>

39

## Global-BioImaging Logo?

# GLOBAL-BIOIMAGING

40